

DL 1000 DB02A

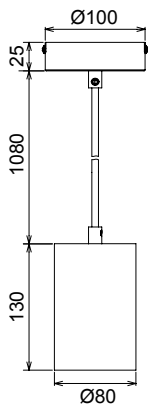
LED DOWNLIGHTS



Type / Typ	Power Výkon (W)	Luminous flux Svetelný tok (lm)	Beam angle Uhol vyžarovania	Color temperature Farba (K)	Dimensions Rozmery (AxB mm)
DL 1000 DB02A 18W	18W	1650	15°	3000/4000	Ø80x160
DL 1000 DB02A 25W	25W	2400	36°	3000/4000	Ø112,5x160



Dimensions / Rozmery



230V
50Hz



AAAA
EVG

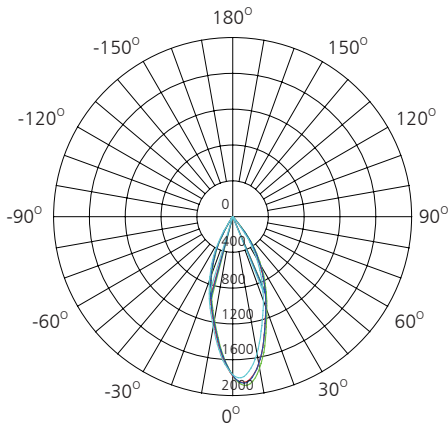
DALI



IP20

LED

Photometry



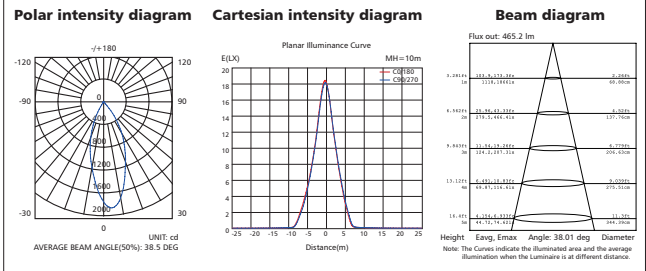
AVERAGE BEAM ANGLE (50%): 38.6DEG

UNIT: cd

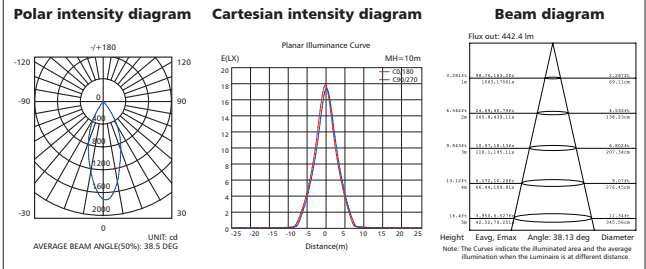
- C0/180, 38.9 deg
- C30/210, 38.1 deg
- C60/240, 38.4 deg
- C90/270, 39.3 deg



4000K



3000K



Up to 70% energy saving compared to standard CFL
 Long lifetime of 50,000 hours
 15°/24°/36° beam angle ,CCT:3000K 4000K ,No UV/IR light
 Environment friendly, without Mercury or any other hazardous substances
 Internal Driver

Až 70% úspora energie v porovnaní so štandardným CFL
 Dlhá životnosť 50 000 hodín
 Uhol vyžarovania 15 ° / 24 ° / 36 °, CCT: 3000K 4000K, Žiadne UV / IR svetlo
 Priaznivá pre životné prostredie, bez ortuti alebo iných nebezpečných látok
 Interný ovládač